

## TOPEKA METROPOLITAN TRANSIT AUTHORITY

### Board of Directors Meeting – Agenda Item

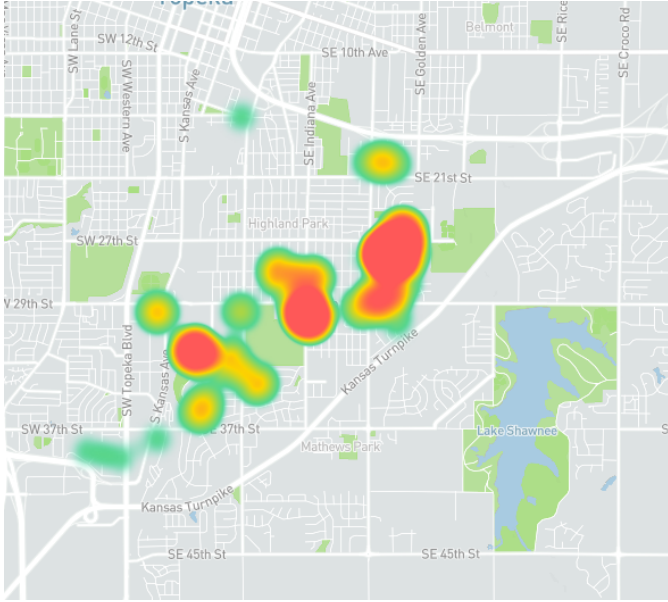
<b>ITEM</b>	April 17, 2023 Board Report
<b>CONTACT</b>	Andy Fry
<b>RECOMMENDATION</b>	Maintain awareness of changes in ridership
<b>SUMMARY</b>	<ul style="list-style-type: none"><li>• Washburn Ridership up year over year for last 2 years.</li><li>• Microtransit continuing to trend up with implementation of credit cards for payment. Average boardings per hour up slowly</li><li>• Total fixed route and paratransit up year on year. (Fixed Route appears to be exceeding 2019)</li></ul>
<b>FISCAL IMPACT</b> (Current and Future)	N/A
<b>PRIORITY/GOAL</b>	
<b>ATTACHMENTS</b>	Planning Combined Report

# Ridership Table

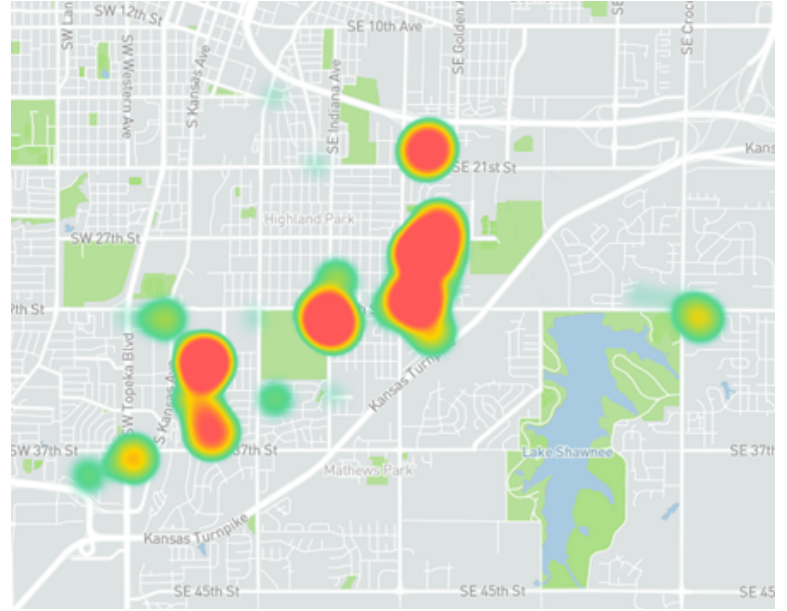
		Mar 2023	% Change	FY2023 To Date	% Change	Mar 2022	FY2022 To Date	Mar 2021	FY2021 To Date
<b>Passengers</b>									
Fixed Route									
Line #									
1	Adult Cash	2,906	5.6%	19,951	-9.1%	2,752	21,940	3,153	5,844
2	24Hr	22,155	56.4%	159,245	10.4%	14,163	144,218	16,305	30,681
3	Annual	0	-	21	75.0%	0	12	0	0
4	<i>Full Fare Subtotal</i>	25,061	48.2%	179,217	7.9%	16,915	166,170	19,458	36,525
5	Reduced	24,655	95.3%	175,135	55.0%	12,627	113,015	15,565	27,698
6	24Hr Reduced	5,738	111.3%	27,553	102.1%	2,715	13,636	2,369	4,414
7	<i>Reduced Subtotal</i>	30,393	98.1%	202,688	60.0%	15,342	126,651	17,934	32,112
8	Student	4,547	12.9%	39,764	-9.8%	4,029	44,104	3,852	6,804
9	Student 24Hr	1,621	-27.2%	4,399	-93.0%	2,227	62,523	3,068	3,071
10	<i>Student Subtotal</i>	6,168	-1.4%	44,163	-58.6%	6,256	106,627	6,920	9,875
11	Washburn	5,366	-3.9%	41,692	-12.3%	5,586	47,542	5,649	9,995
12	City Employees	12	-14.3%	101	621.4%	14	14	51	51
13	Flex	0	-100.0%	117	-45.6%	28	215	38	318
14									
15	Promotions	1	-88%	204	23.6%	8	165	3	13,277
16	Freedom Pass	442	31.9%	2,978	-11.3%	335	3,356	345	551
17	Other Non-Rev (includes ride-through)	15,528	132.7%	175,326	211.5%	6,674	56,289	6,113	502,932
18	<i>Non-Revenue Subtotal</i>	15,971	127.6%	114,872	92.1%	7,017	59,810	6,461	516,760
19	<b>Total Fixed Route</b>	<b>82,971</b>	<b>62.2%</b>	<b>582,850</b>	<b>15.0%</b>	<b>51,144</b>	<b>507,015</b>	<b>56,460</b>	<b>605,585</b>
Paratransit									
20	TMTA Operated	1,727	32.8%	13,247	20.9%	1,300	10,959	1,175	8,315
21	<i>Ambulatory</i>	370	32.6%	2,951	43.2%	279	2,061	156	782
22	<i>Wheelchair</i>	1,176	30.1%	8,876	15.6%	904	7,676	888	6,415
23	<i>PCA</i>	181	54.7%	1,420	16.2%	117	1,222	131	1,118
24	Taxi Service	2,361	9.9%	19,296	-6.1%	2,148	20,544	1,867	14,589
25	<i>Ambulatory</i>	1,893	11.9%	15,014	-5.9%	1,692	15,963	1,683	13,176
26	<i>Wheelchair</i>	200	35.1%	1,648	-1.4%	148	1,672	0	0
27	<i>PCA</i>	268	-13.0%	2,634	-9.5%	308	2,909	184	1,413
28	<b>Total Paratransit</b>	<b>4,088</b>	<b>18.6%</b>	<b>32,543</b>	<b>3.3%</b>	<b>3,448</b>	<b>31,503</b>	<b>3,042</b>	<b>22,904</b>
<b>Revenue Hours</b>									
29	Fixed Route	4,711	-0.4%	39,947	0.1%	4,729	39,911	4,729	41,036
30	TMTA Paratransit	674	16.8%	5,310	7.4%	577	4,943	557	4,006
31	Taxi Paratransit	607	16.1%	4,887	834.4%	523	523	507	3,629
32	<b>Total Revenue Hours</b>	<b>5,992</b>	<b>2.8%</b>	<b>50,144</b>	<b>10.5%</b>	<b>5,829</b>	<b>45,377</b>	<b>5,793</b>	<b>48,671</b>
<b>Revenue Miles</b>									
33	Fixed Route	70,196	-0.5%	596,320	0.1%	70,528	595,745	70,528	623,469
34	TMTA Paratransit	9,524	32.8%	74,055	23.2%	7,172	60,096	6,981	51,272
35	Taxi Paratransit	9,110	18.7%	72,700	1.5%	7,675	71,657	7,758	59,039
36	<b>Total Revenue Miles</b>	<b>88,830</b>	<b>4.0%</b>	<b>743,075</b>	<b>2.1%</b>	<b>85,375</b>	<b>727,498</b>	<b>85,267</b>	<b>733,780</b>
<b>Speed MPH</b>									
37	Fixed Route	14.9	-0.1%			14.9		14.9	
38	TMTA Paratransit	14.1	13.7%			12.4		12.5	
39	Taxi Paratransit	15.0	2.3%			14.7		15.3	

**Microtransit**

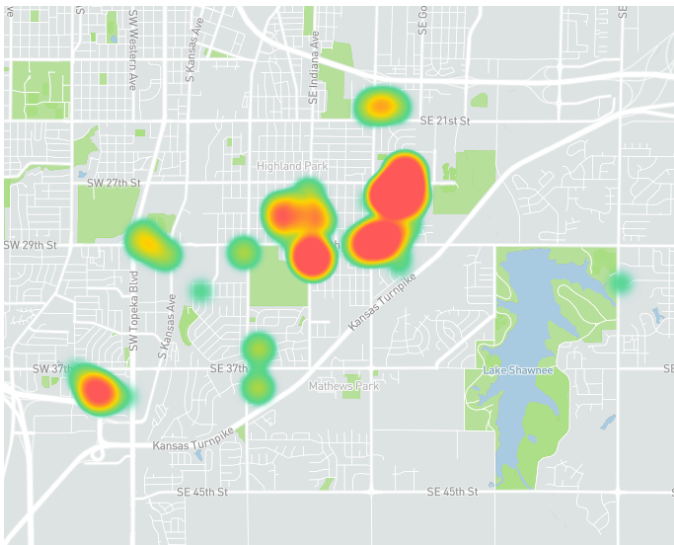
40	Completed Boardings	205.0
41	Avg Boardings per Service Hou	0.6
42	Avg Travel Distance	1.4 miles
43	Mean Wait Time	7.9 min
44	Bookings from Mobile App	55.6 %
45	Bookings from Rider App	4.4 %



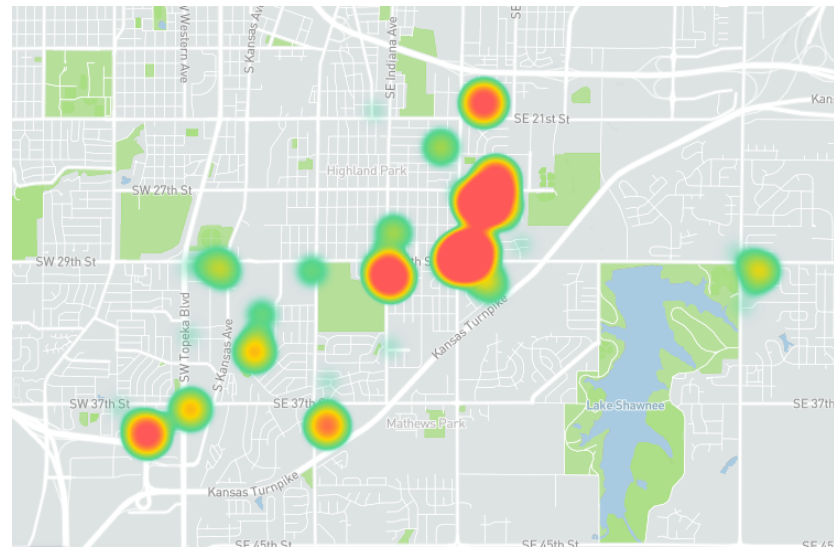
MOD Pickup Heatmap for Feb 1-28, 2023



MOD Pickup Heatmap for March 1-31, 2023



MOD Dropoff Heatmap for Feb 1-28, 2023



MOD Dropoff Heatmap for March 1-31, 2023